PLAN SHOWING THE PROPOSED RESIDENTIAL BUILDING CUM TAILORING AT PLOT No.C-28, SECOND AVENUE, ANNA NAGAR, CHENNAI - 600 040, SURVEY No.207 (part), THIRUMANGALAM VILLAGE. DIVISION-64, ZONE-V.

OFFICE COPY

A3/1326/026/2006

Planning Permit No.

APPROVED

SUBJECT TO THE CONDITIONS IN THIS OFFICE LETTER.

No. A3/20611/2005 Date 1.2006

O/C

FOR MEMBER SECRETARY
CHENNAI METROPOLITAN DEVELOPMENT AUTHORITY
CHENNAI - 600 008.

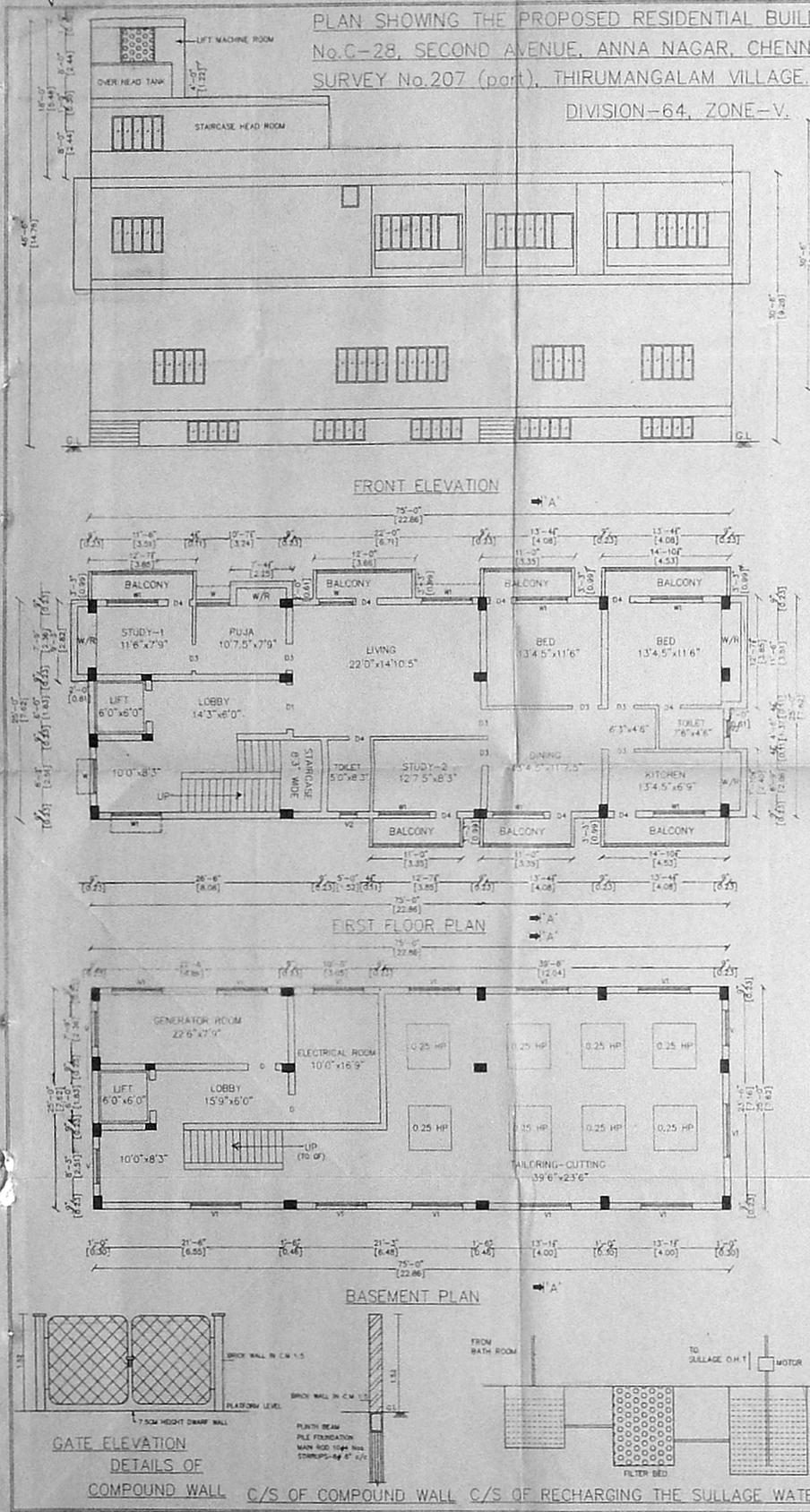

FRONT ELEVATION

FIRST FLOOR PLAN

BASEMENT PLAN

GATE ELEVATION DETAILS OF COMPOUND WALL

C/S OF COMPOUND WALL

C/S OF RECHARGING THE SULLAGE WATER

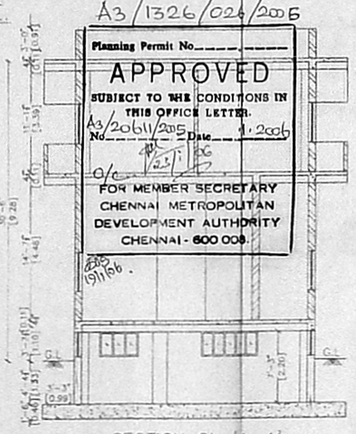

SECTION ON 'A-A'

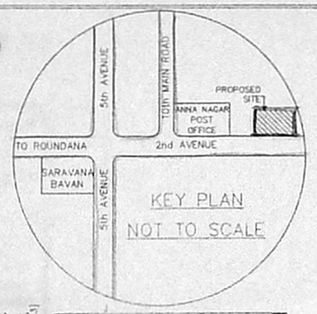

KEY PLAN NOT TO SCALE

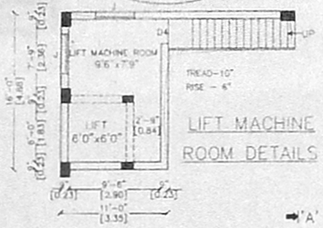

LIFT MACHINE ROOM DETAILS

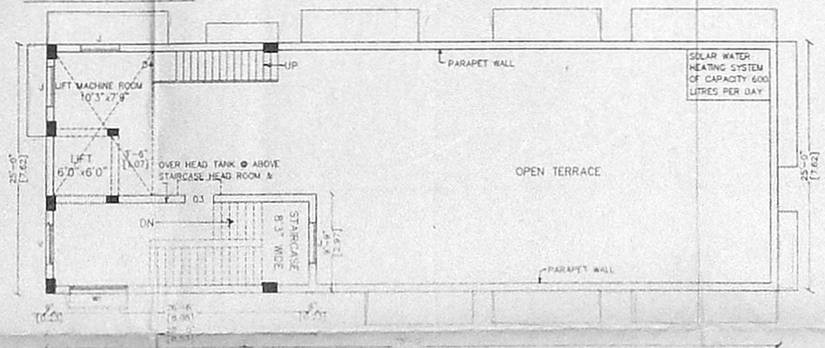

TERRACE FLOOR PLAN

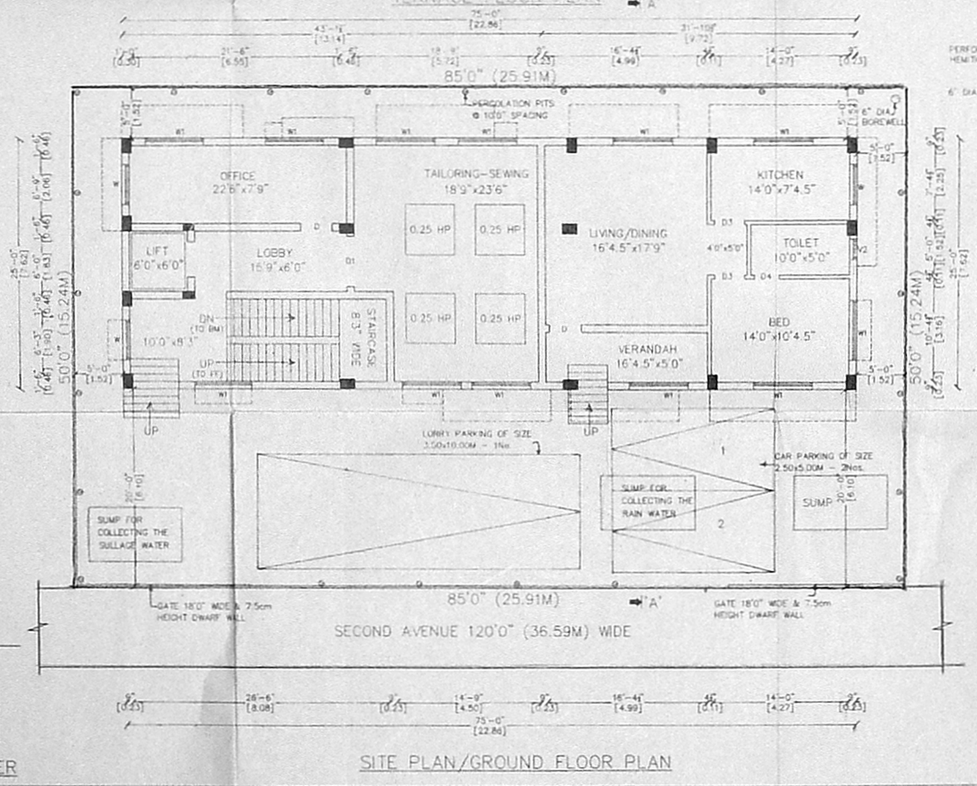

SITE PLAN/GROUND FLOOR PLAN

No OF UNITS:

CUTTING:	8x0.25 HP	2 HP
SEWING:	4x0.25 HP	1 HP
	TOTAL	3 HP

No OF WORKERS:

CUTTING:	8
SEWING:	4
TOTAL:	12

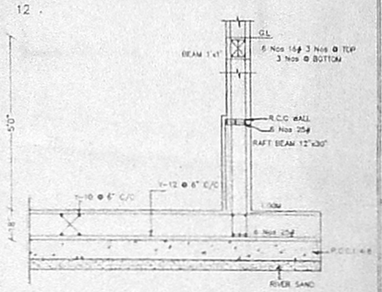

BASEMENT FOUNDATION DETAILS

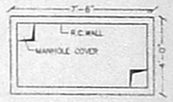

PLAN OF SUMP

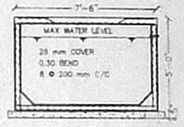

SECTION OF SUMP

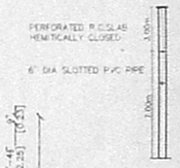

BORE WELL

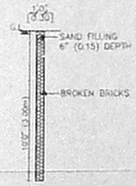

PERCOLATION PIT

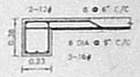

ROOF SLAB & BEAM DETAILS

DWARF WALL

SPECIFICATIONS:

1. ROOF SLAB IN R.C.C. 1:2:4 [illegible] THICK
2. HOLLOW BLOCK WALL IN CEMENT MORTAR 1:5
3. R.C.C COLUMN IN C.C 1:2:4
4. PLINTH BEAM IN R.C.C. 1:2:4
5. WALL PLASTERING IN C.M 1:5, 20mm THICK
6. CEILING PLASTERING IN C.M 1:3, 10mm THICK
7. PARAPET WALL IN C.M 1:5, 1.00m HEIGHT
8. SILVER GREY MOSAIC FLOORING, 22mm THICK
9. TEAK WOOD DOOR FRAMES AND FLUSH DOOR SHUTTERS
10. ALUMINIUM SLIDING WINDOWS WITH 4mm THICK PLAIN GLASS
11. WEATHERING COURSE-BRICK JELLY CONCRETE LAID WITH PRESSED CLAY TILES
12. FLOORING CONCRETE IN C.C 1:4:8
13. R.C.C. FOOTING IN C.C 1:2:4
14. G.L - GROUND LEVEL

CMDA CHANNEL
A3/20611/2005
Revised Plan
RP-III
A.P. D.P.

83X57

SCHEDULE OF JOINERIES:

D - DOOR - 3'3" x 7'0"	1.00 x 2.13
D1 - DOOR - 5'0" x 7'0"	1.52 x 2.13
D2 - DOOR - 5'9" x 7'0"	1.52 x 2.13
D3 - DOOR - 3'0" x 7'0"	0.90 x 2.13
D4 - DOOR - 2'6" x 7'0"	0.76 x 2.13
V - VENTILATOR - 4'0" x 2'6"	1.22 x 0.76
V1 - VENTILATOR - 6'0" x 2'6"	1.83 x 0.76
V2 - VENTILATOR - 2'0" x 2'6"	0.60 x 0.76
W - WINDOW - 4'0" x 4'0"	1.22 x 1.22
W1 - WINDOW - 6'0" x 4'0"	1.83 x 1.22
J - JALLY - 4'0" x 4'0"	1.22 x 1.22

AREA STATEMENT:

DESCRIPTION	SQ.FT	SQ.M
PLOT EXTENT	4250.00	394.83
BASEMENT FLOOR AREA	1875.00	174.19
GROUND FLOOR AREA		
TAILORING	1078.12	100.16
RESIDENTIAL	796.88	74.03
FIRST FLOOR AREA	2233.22	207.47
TOTAL	5983.22	555.85
FLOOR SPACE INDEX	1.41	
PLOT COVERAGE	52.55%	
No. OF DWELLING	2	
No. OF LORRY PARKING	1	
No. OF CAR PARKING	2	
TOTAL TAILORING AREA	2953.12	274.35
TOTAL RESIDENTIAL AREA	3030.10	281.50

NOTES:

SCALE - 1:100 (OR) 1"=8'0"

ALL DIMENSIONS ARE IN 'FEETS & INCHES' & 'METRES'

REFERENCE:

PROPOSED BUILDING

ROAD LIMITS

SITE BOUNDARY

1. (M. SIVALINGAM)
2. S.V. Deivanai (S.V. DEIVANAI)

APPLICANT'S SIGNATURE

T. Ramasubramanian
Ph: 55414954 Mobile: 98408 29411
T. RAMASUBRAMANIAN D.C.E.,
Licensed Surveyor,
Corporation of Chennai, No. 952
No.12A, Veerasamy 3rd Street,
Ayanavaram, Chennai - 23.

LICENSED SURVEYOR

File location: F:\INTEGRAL\Plot No.C-28.dwg